

ASSET-BASED EXPERIENTIAL LEARNING FOR COMMUNITY ENGAGEMENT

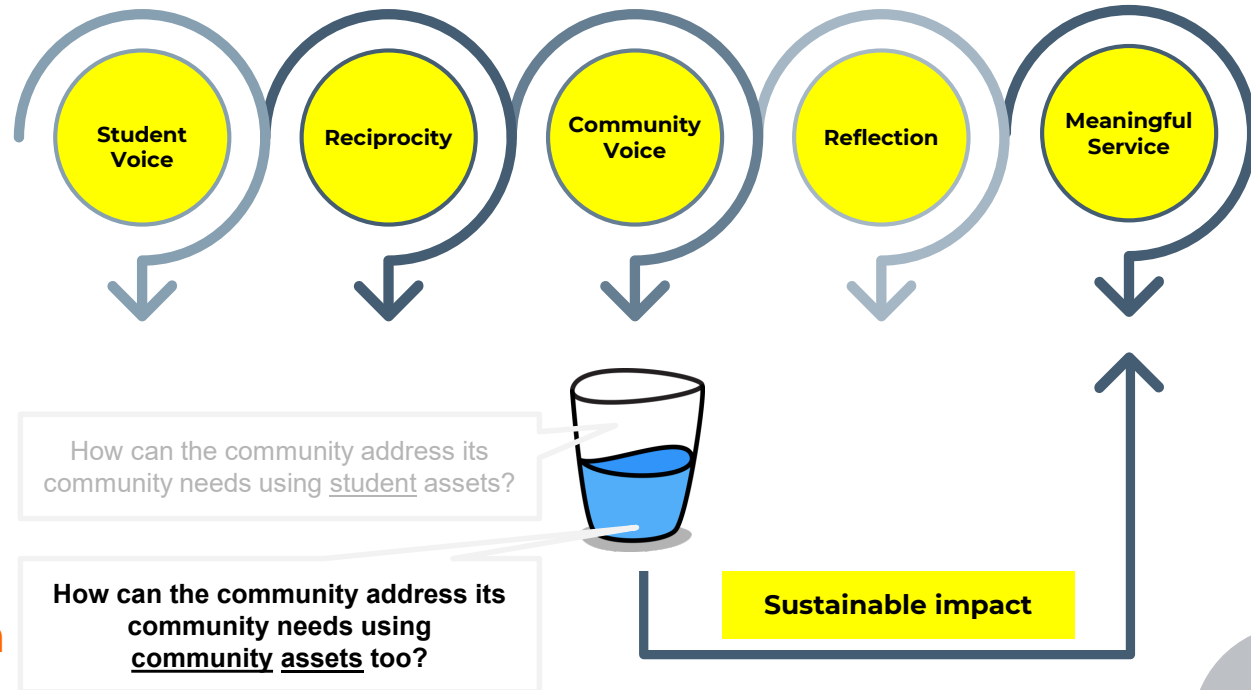
Jason Ng

Office of Service-Learning & Community Engagement (OSLCE), SUSS

Community Engagement at SUSS

An experiential graduation requirement for SUSS full-time students

5 elements of CE



Enhanced by
asset-based approach

Community Engagement at SUSS

Students learn asset-based approach at Experiential Team Building (ETB)

Before Covid-19

Overseas

(with some students going for a local version, with valid reason)

3 modules:

- Mod Self
- Mod Team
- Mod Community

Activities:

- 3-hour workshop
- Community visits

After Covid-19

All students need to go for a **local** version

3 modules:

- Mod Self
- Mod Team
- Mod Community

Activities:

- 3-hour workshop
- Community visits
- **Self-guided Assets Trails**

Community Engagement at SUSS

The assignment task for ETB Module Community

The broad purpose of this assignment is to encourage you to develop foundational aptitudes in community-mindedness through gaining an appreciation of the strengths and assets of the community. You are expected to demonstrate your understanding of the community by describing the asset(s) of the community and examining how the community utilises those asset(s).

To this end, this assignment requires you to document and reflect your experiences in your engagement with a community, through conducting a live presentation that utilises various media, e.g. props, PowerPoint slides, charts, drawings, etc.

To complete this assignment, each group has to complete the following tasks:

- Describe the asset(s) of the community that you have engaged with.
- Explain how the community leverages on their asset(s) and strength(s).

OUR OBJECTIVES

CONCRETE EXPERIENCE

Experience the Assets Trail (campus edition)

ACTIVE EXPERIMENTATION

Experiment with other concrete experiences for your own purposes



REFLECTIVE OBSERVATION

Reflect on the processes

ABSTRACT CONCEPTUALISATION

Conceptualise what is most meaningful

READY FOR THE ASSETS TRAIL?

1.

Use the Padlet guide

For the route and keying of your responses

2.


Time given

1 hour

3.

Safety measures

Groups to stay apart
A group rep to join the telegram chat



01



Experience
the Assets
Trail



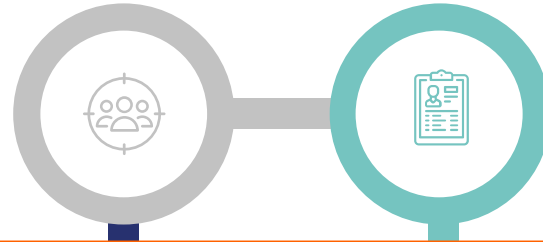
02

Reflect
on the
processes

The Assets Trail processes

CONCRETE EXPERIENCE

The Assets Trail
(1 afternoon)



REFLECTIVE OBSERVATION

Debrief of the Assets Trail
(45 min)

Useful strategies

An overall theme (Hand, Head, Heart, Habit)

Compare and contrast

“Personalise” the insights

Hands-on activities for engagement

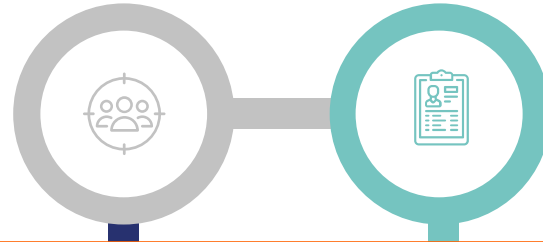
“Most interesting” asset (open-ended)

Fishbowl conversations

The Assets Trail processes

CONCRETE EXPERIENCE

The Assets Trail
(1 afternoon)



REFLECTIVE OBSERVATION

Debrief of the Assets Trail
(45 min)

Constructive suggestions

Where's "Abstract Conceptualisation" and
"Active Experimentation"?



03

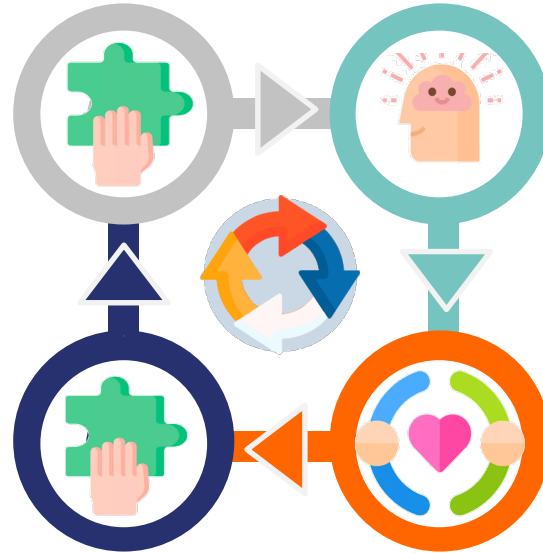
Conceptualise
what is most
meaningful

Hand, Head, Heart, Habit

CONCRETE EXPERIENCE

The Assets Trail
(1 afternoon)

ACTIVE EXPERIMENTATION



REFLECTIVE OBSERVATION

Debrief of the Assets Trail
(45 min)

ABSTRACT CONCEPTUALISATION

The asset-based
mindset as a value

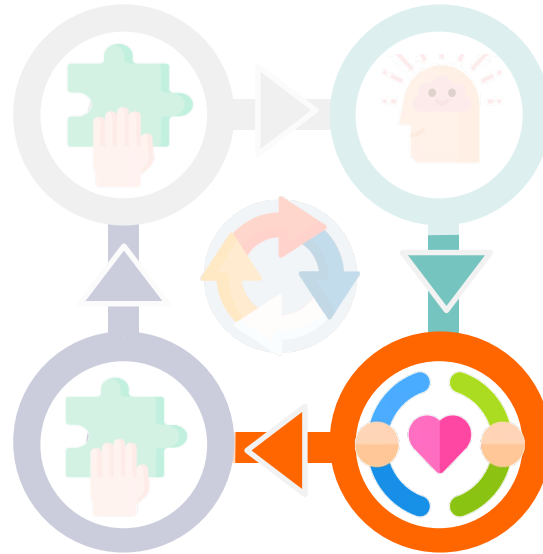


Asset-based, Values-based

CONCRETE EXPERIENCE

The Assets Trail
(1 afternoon)

ACTIVE EXPERIMENTATION




REFLECTIVE OBSERVATION

Debrief of the Assets Trail
(45 min)

ABSTRACT CONCEPTUALISATION

The asset-based
mindset as a value





04

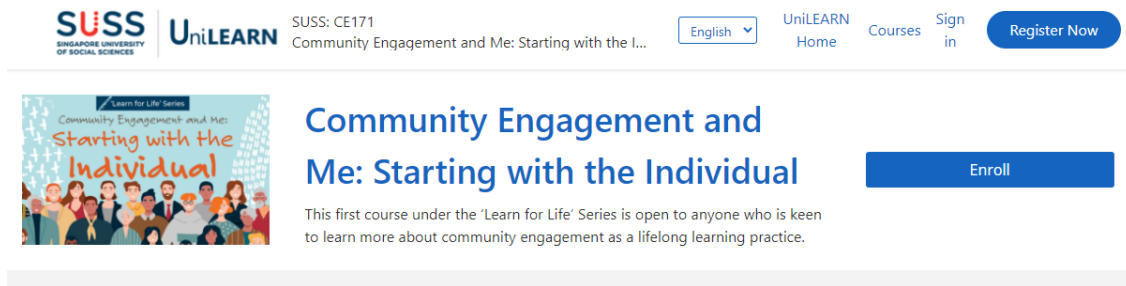
Experiment
with other
concrete
experiences

OUR CE CONCRETE EXPERIENCES

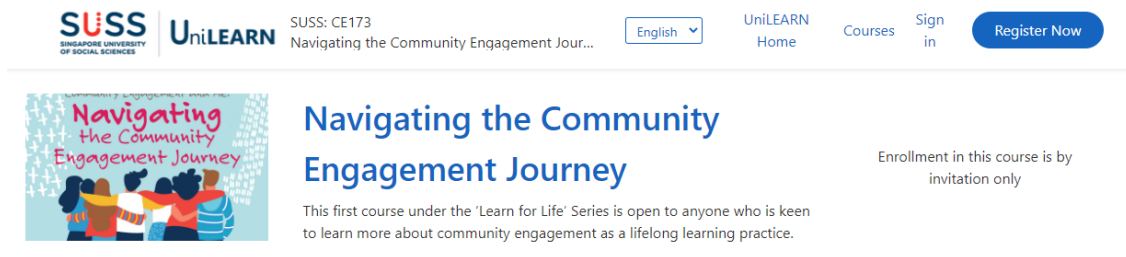
	CHANGEmkrs	PACEmkrs	T-UNICORN
Concrete Experience	<p>An asset-based, ground-up, social iteration to change mindset</p> <p>We can do Assets Trail design!</p> <p>“Look at what’s strong, and not just what’s wrong”</p>	<p>Asset co-creation for the heart of CE; for leaders by leaders</p>	<p>Role play as beneficiaries</p> <p>“You don’t know what’s wrong until you’re a victim of what’s wrong”</p>
Reflective observation			
Abstract Conceptualisation			
Active experimentation			

Learn about the 5 elements of CE

Sign up for our e-Learning courses
suss.unilearn.edu.sg



The screenshot shows the UniLEARN interface for course SUSS: CE171. At the top left is the SUSS Singapore University of Social Sciences logo. To its right is the UniLEARN logo. Further right are navigation links: 'English' (with a dropdown arrow), 'UniLEARN Home', 'Courses', and 'Sign in'. A blue 'Register Now' button is in the top right corner. Below the navigation is the course title 'Community Engagement and Me: Starting with the Individual' in blue. To the left of the title is a course thumbnail showing a diverse group of people. Below the title is a blue 'Enroll' button. Underneath the title is a short description: 'This first course under the 'Learn for Life' Series is open to anyone who is keen to learn more about community engagement as a lifelong learning practice.'



The screenshot shows the UniLEARN interface for course SUSS: CE173. At the top left is the SUSS Singapore University of Social Sciences logo. To its right is the UniLEARN logo. Further right are navigation links: 'English' (with a dropdown arrow), 'UniLEARN Home', 'Courses', and 'Sign in'. A blue 'Register Now' button is in the top right corner. Below the navigation is the course title 'Navigating the Community Engagement Journey' in blue. To the left of the title is a course thumbnail showing a group of people holding hands. Below the title is a blue 'Enroll' button. Underneath the title is a short description: 'This first course under the 'Learn for Life' Series is open to anyone who is keen to learn more about community engagement as a lifelong learning practice.' To the right of the description, it says 'Enrollment in this course is by invitation only.'

Q&A

And questions? Or want to partner us?

jasonngks@suss.edu.sg

CREDITS: This presentation template was created by [Slidesgo](#), including icons by [Flaticon](#), and infographics & images by [Freepik](#)