




# Learning **Tips** at SUSS

## #1 Get familiar

Get a head start by checking out the online materials in your courses on  **canvas!** For technical support, access 'User Guides and Videos' by clicking on "LS Support" at the bottom left panel of the Canvas platform.




## #2

## Plan your learning

Mark out deadlines for the semester to avoid rushing through your submissions.

## #3 Access your **online learning** materials

Can't remember what your lecturer said in class? Revisit your online materials in  **canvas** before exams to refresh your memory.



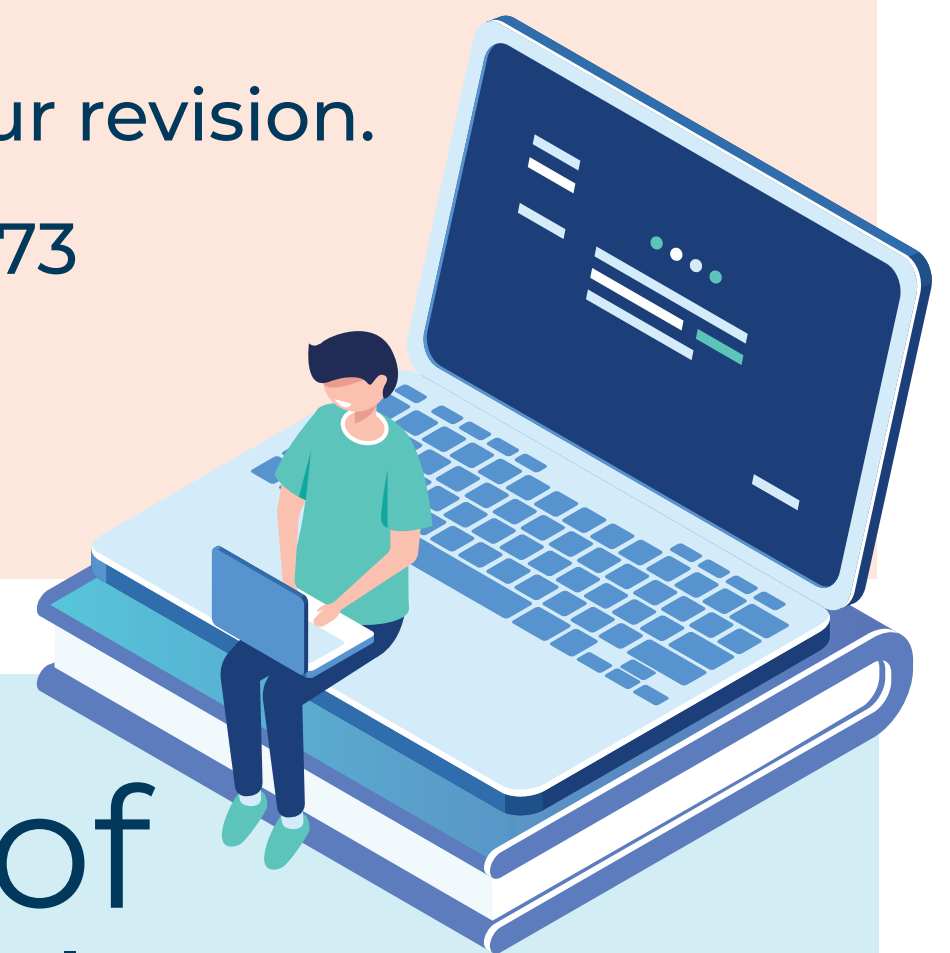
## #4 Get one-to-one **coaching**

Sign up for personalised coaching on your writing [tlc.suss.edu.sg/writing-coaches.html](http://tlc.suss.edu.sg/writing-coaches.html)

## #5 Be prepared for exams

Focus on the learning objectives as you do your revision.

For more tips, sign up for the workshop SDW173 Strategic Revision Using Learning Outcome [tlc.suss.edu.sg/student-workshops.html](http://tlc.suss.edu.sg/student-workshops.html)




## #6 Be realistic

Consider carefully the number of courses you can manage in a semester. Overloading Credit Units (cu) could contribute to a lower CGPA. More study tips available at [tlc.suss.edu.sg/learning.html](http://tlc.suss.edu.sg/learning.html)



## #7 Take stock of what you have learnt during the semester

- Attempt past-year exam papers
- Need a break from reading your textbook? Check out the different e-materials available on  **canvas!**

## #8 Theory & Practice

Real-world experience counts, apply it to your SUSS learning. At the same time, use what you have learnt to impact your work.



## #9 Learn from **each other**

It's useful to learn with a peer or a study group. Find someone to study with!

# SUSS

SINGAPORE UNIVERSITY OF SOCIAL SCIENCES

[suss.edu.sg](http://suss.edu.sg)

Brought to you by Teaching & Learning Centre

[tlc.suss.edu.sg](http://tlc.suss.edu.sg)